

# RACIAL EQUITY REPORT CARD



**SOUTHERN COALITION** • 2020  
for SOCIAL JUSTICE

## Columbus County Schools



Columbus County, North Carolina

**What are the Racial Equity Report Cards (RERCs)?** The RERCs use public data to provide a snapshot of a community’s school-to-prison pipeline, including any racial disproportionalities that exist.

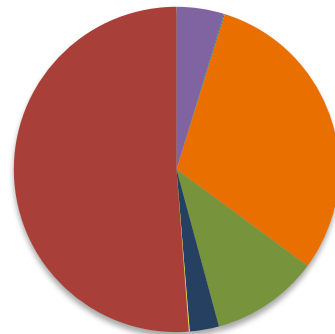
**What is the school-to-prison pipeline (STPP)?** The STPP is the system of policies and practices that push students out of school and into the juvenile and adult criminal systems. The STPP has many entry points. Once students are caught in the pipeline, it can be very difficult for them to reengage and be successful in school. In almost every NC community, students of color are overrepresented at each entry point to the pipeline.

**What is the purpose of the RERCs?** The RERCs are a starting point for community education, discussion, and advocacy. There are many causes of racial disproportionality including implicit racial bias of decision-makers, institutional and structural racism, and explicit discrimination against people of color. Together, these forces fuel racial disproportionality in a community’s STPP. The RERCs are not intended as an attack on the critically important public institutions that serve our youth, but rather, as a call-to-action for students, educators, parents, advocates, policy makers, and stakeholders to collectively examine the causes of racial inequity in their community and develop solutions that will help young people, especially youth of color, avoid and escape the school-to-prison pipeline.

**Want to learn more?** To see RERCs for other school districts or the state, learn more about the RERCs, and access additional resources, visit us at [www.southerncoalition.org/resources/racial-equity-report-cards/](http://www.southerncoalition.org/resources/racial-equity-report-cards/)

### School District Demographics

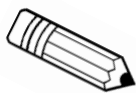
2018-19



- American Indian (4.7%)
- Asian (0.1%)
- Black (30.3%)
- Hispanic (10.7%)
- Multi-Racial (2.9%)
- Pacific Islander (0.1%)
- White (51.2%)

**Total District Population:**  
**5,529**

### IN THIS DISTRICT



**2.0X**

**White** students in grades 3-8 were **2.0 times more likely** to score “Career and College Ready” on final exams than **Black** students. (2018-19)



**3.8X**

**Black** students were **3.8 times more likely** than **White** students to receive a short-term suspension. (2017-18)



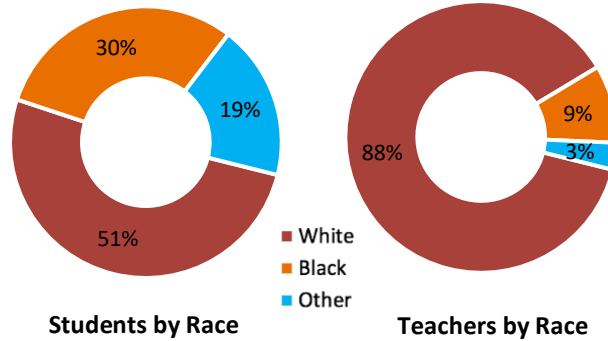
**62.5%**

**62.5%** of all juvenile delinquency complaints in the County were school-related. (2018-19)

## SCHOOL PERSONNEL

A diverse school staff representative of the student body is one important way to help equalize opportunities for students of color. A recent study revealed that low-income Black students in North Carolina who had at least one Black teacher in elementary school were significantly more likely to graduate high school and consider attending college. Despite this, North Carolina's teaching force remains disproportionately White. **In 2018-19, 78.7% of the state's teachers were White, even though only 47.3% of the state's student population was White.**

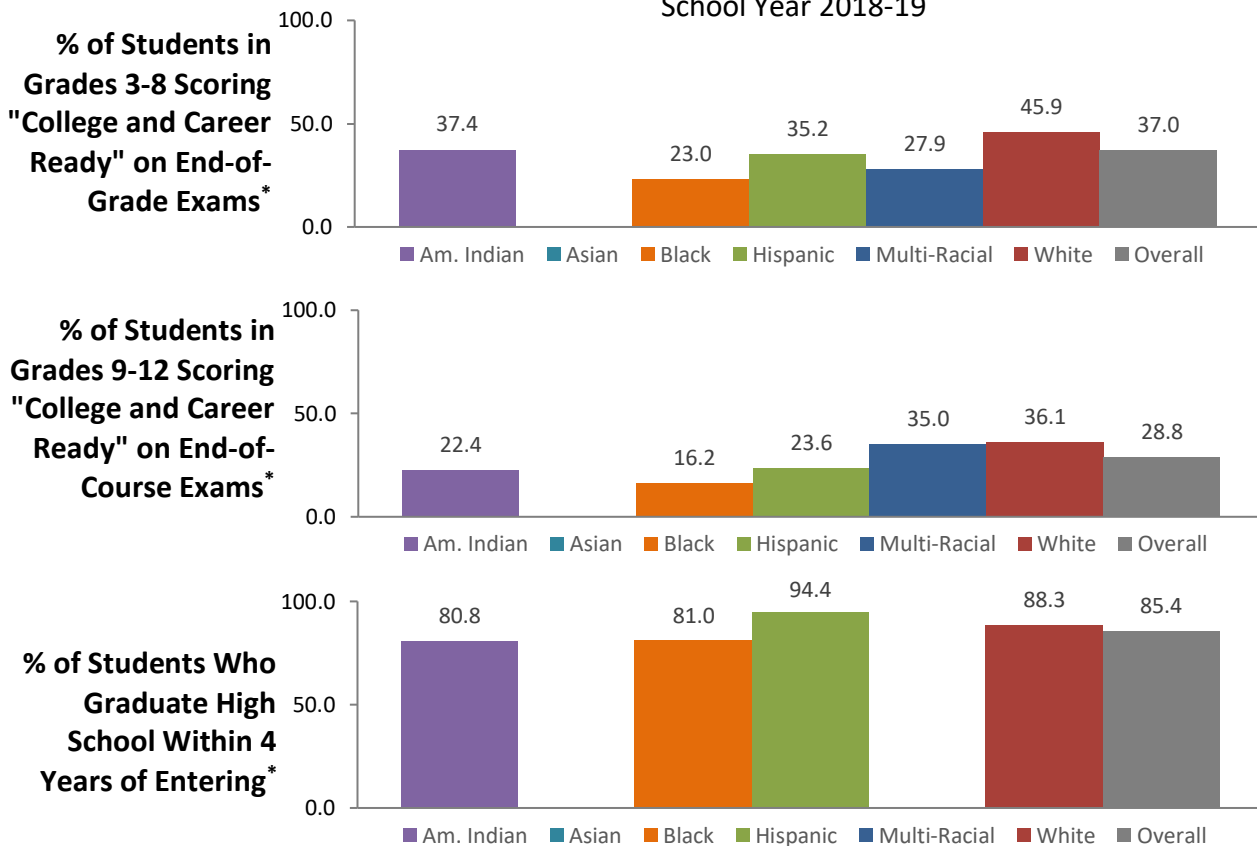
School Year 2018-19



## ACADEMIC ACHIEVEMENT

Students who are behind academically are more likely to have attendance issues, experience behavior struggles, and drop out of school. **Statewide, only 28% of Black students in grades 3-8 scored "College and Career Ready" on their final exams, compared to 59% of White students in 2018-19.** While standardized test scores are not a reliable measure of true ability for all students, they serve as the basis for many important decisions (e.g. course placement, grade promotion, identification as academically or intellectually gifted). Thus, low test scores can negatively impact a student's overall academic opportunities and outcomes.

School Year 2018-19



# SCHOOL DISCIPLINE

Any time a student spends out of the classroom for disciplinary reasons is time that student is not learning. Research shows that out-of-school suspension is ineffective at correcting student misbehavior and, instead, increases a student's chances of experiencing negative academic outcomes and future court involvement. Further, the use of suspension has no measurable positive impact on overall school safety.

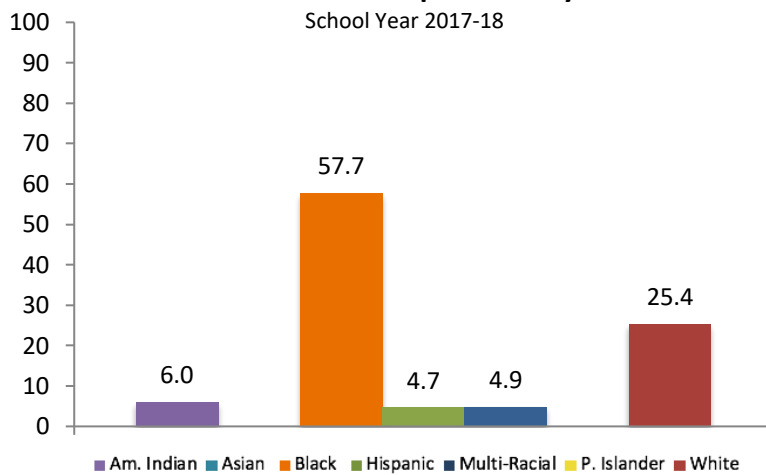
Importantly, some students are more likely to receive a suspension. **Statewide, Black students received 55.2% of all short-term suspensions, even though they made up only 25% of the student population in 2017-18.** This disproportionality exists despite the fact that studies show Black and White students misbehave at similar rates.

While many schools have decreased suspensions in recent years, there has been an increase in other discipline measures that take students out of their normal classroom or school, such as in-school suspension or transfers to alternative schools. Like suspension, these measures disrupt student learning and are often ineffective unless appropriate support is provided in the alternative setting.

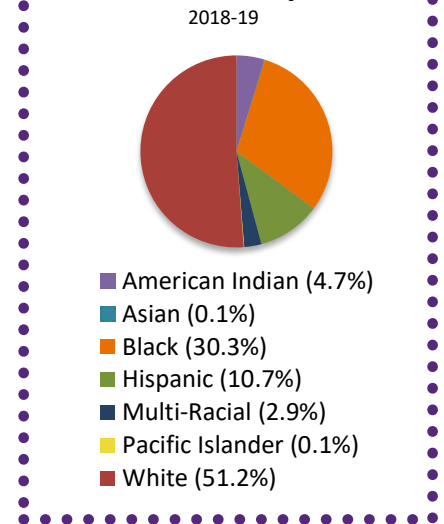
## 2017-18 DISTRICT OVERVIEW

<b>Short-Term Suspensions (STS)</b> <i>(1-10 school days)</i>	<b>814</b>
<b>STS Rate</b> <i>(Per 100 Students)</i>	<b>14.7</b>
<b>Long-Term Suspensions</b> <i>(more than 10 days)</i>	<b>3</b>
<b>Expulsions</b> <i>(indefinite)</i>	<b>0</b>

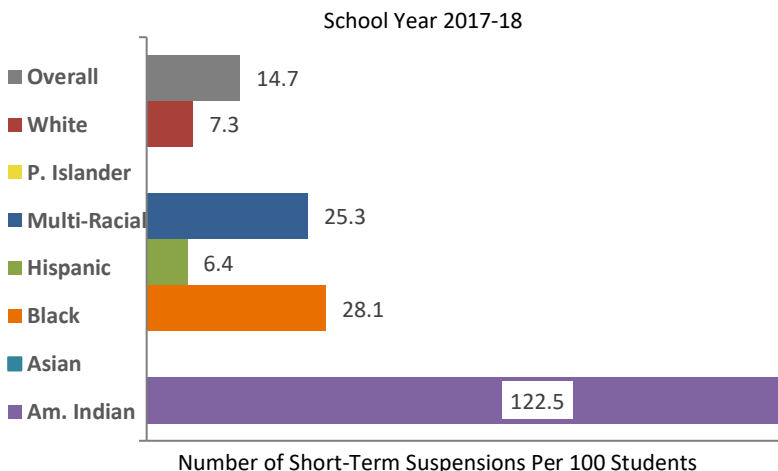
### % of Short-Term Suspensions by Race †



### % of Students by Race



### Short-Term Suspension Rates by Race †



### ---- MISSING INFORMATION ----

Unfortunately, statewide data is not publicly available for many important measures such as:

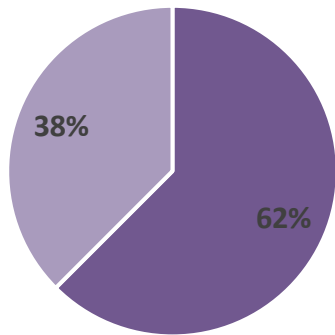
- Use of in-school suspension at the school and district level
- Suspensions disaggregated by offense, grade, length, etc.
- Assignments to alternative programs at the school and district level
- School-based arrests and use of force at the school and district level

These are only a few examples of data that should be collected and reported by the N.C. Department of Public Instruction.

## COURT INVOLVEMENT

### % of Juvenile Complaints in County that were School Based

July 2018-June 2019



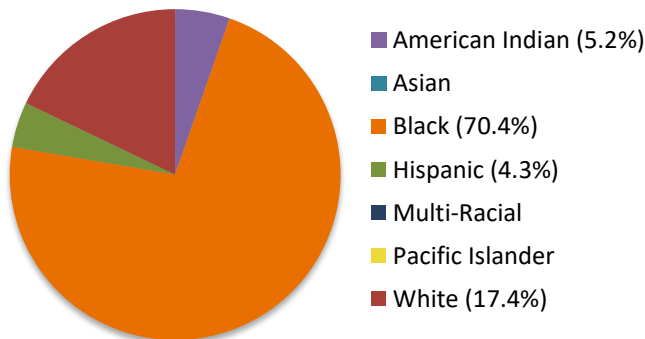
- School Based Complaints
- Non-School Based Complaints

Criminalization of youthful misbehavior has immediate and long-term consequences. Studies show youth who are court involved are more likely to reoffend and experience lifelong entanglement in the criminal system. Furthermore, court involvement can impact a youth's access to education, employment, housing, public benefits, voting rights, and other sources of opportunity and support. **Statewide, 45% of juvenile court referrals came from schools in 2018-19. Further, 48% of all juvenile complaints were filed against Black youth even though they make up only a quarter of the population.**

The data in this section only includes youth under 16 years old. Until December 2019, all 16- and 17-year-olds in North Carolina were automatically sent to the adult criminal system regardless of the offense. This changed on December 1, 2019. Now, most youth under age 18 are sent to the juvenile system, with only the most serious offenses sent to adult criminal court.

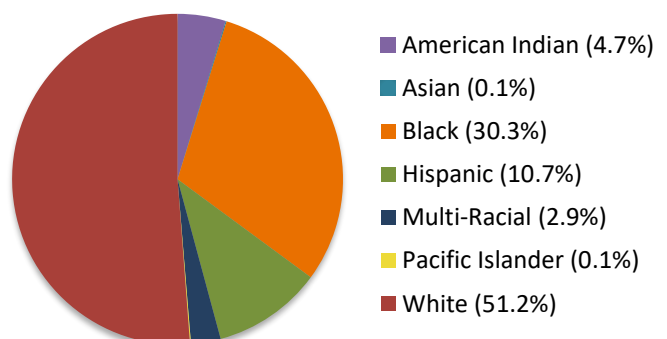
### % of School-Based Complaints by Race

2018-19



### % of Students in District by Race

2018-19



#### Data Notes:

\*Lack of data in a category indicates the district did not have sufficient data for reporting in that category. Percentages greater than 95 or less than 5 are reported by the state as >95 and <5 respectively. Here, they are displayed as 95 and 5 respectively.

† In some instances, it is impossible to know the exact number of suspensions for a racial group because of the way suspension data is publicly reported. If there is enough data to approximate percentages or rates by race, the RERCs display those approximations. All approximations are equal to or slightly lower than the actual percentages or rates.

*Southern Coalition for Social Justice's Justice Systems Reform group works to ensure equity, fairness, and justice for youth in high-quality education, juvenile, and criminal systems.*

**For more information, visit us at**  
<http://www.southerncoalition.org/>